

T16 Ø35mm TWO WAY SOFT-CLOSING INDIVISIBLE HINGE

35 杯两段力缓冲固装铰链



- 开启角度: 105度
- 铰杯厚度: 10.5毫米
- 铰杯直径: 35毫米
- 面板(K)尺寸: 3毫米-7毫米
- 材质: 铁镀镍
- 门可选用板厚: 14毫米-20毫米
- Opening angle: 105°
- Depth of hinge cup: 10.5mm
- Diameter of hinge cup: 35mm
- Drilling distance on the door(K): 3-7mm
- Material: cold rolled steel, nickel plated
- Range of door thickness: 14-20mm

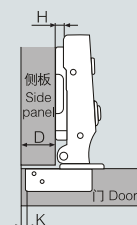
T16系列内置阻尼(卡式调动)自关铰链(两段力)功能图 T16 Installation dimensions (Two way)

D: 盖位计算值表 Overlay
A: 间隙位计算值表 Gap



T16A 全盖 Full overlay

$$H = 14 + K - D$$

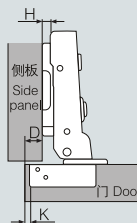


H \ K	3	4	5	6	7
0	17	18	19	20	21
2	15	16	17	18	19
4	13	14	15	16	17



T16B 半盖 Half overlay

$$H = 5 + K - D$$

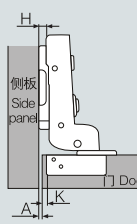


H \ K	3	4	5	6	7
0	8	9	10	11	12
2	6	7	8	9	10
4	4	5	6	7	8



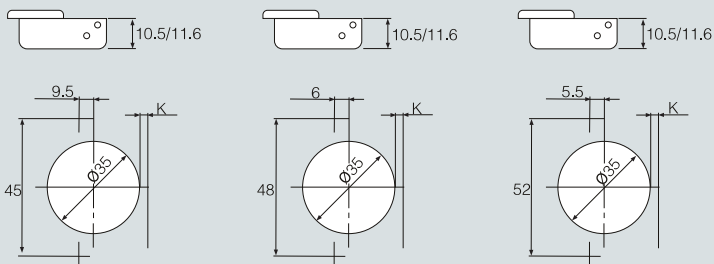
T16C 内嵌 Insert

$$H = -4 + K + A$$



H \ A	3	4	5	6	7
0	1	0	-1	-2	-3
2	3	2	1	0	-1
4	5	4	3	2	1

铰杯种类 Hinge cup types



可配底座 Plate

序号 No	名称 Item no.	H值 H Value	孔型/安装尺寸L Hole type/Mounting dimension	类型 type
1	T50T	H=0	四孔four holes/37mm	普通卡式Clip on
2				
3				

安装尺寸L(Mounting dimension L)

